




POLYETHYLENE PIPING SYSTEMS

...The next generation piping



Supreme a name synonymous with quality innovation and service is a trend setter in plastic piping system in India. Our objective is to meet the growing needs of the customers in water, waste management and infrastructure sector through specially developed high performance piping range. The Supreme comprehensive and exclusive range of plastic pipe systems are designed and manufactured to meet the highest standards set across the world. Supreme has no doubt, brought about a revolution in the Indian plastic pipe industry

As a part of its ambitious expansion and new product development plan yet another new product is evolved i.e. Polyethylene (PE) pipes for potable water supply, irrigation, OFC ducting and bore well application etc.

Supreme PE pipes are user friendly, simple and easy to fit and equipped with many outstanding features that assures long term system performance and low maintenance cost.

The System

Supreme polyethylene pipes are a safe, long lasting and cost effective solution for potable water supply, irrigation, telecom and bore well application. Supreme HDPE pipes are manufactured from virgin raw material with the help of the state of art manufacturing facilities. The plant is equipped with R and D facilities along with Quality Assurance laboratory carrying stringent raw material and finished goods tests for maintaining quality as per Indian as well as International Standards. Being pioneer in bringing innovative piping products for varied applications, continuous improvement is a regular phenomenon. All these activities are carried out with the help of experts in the field of Polymer. **Supreme** strongly believes in providing uncompromising quality products and services to delight the customers.

The pipes and fittings are available in complete range from 20mm to 450mm sizes. The pipes are available in PN 2.5 to PN 16 pressure class in PE63, PE80 and PE100 grade. Supreme PE pipes are manufactured according to Indian as well International standards. It is technically superior, cost effective and offers many advantages over conventional products.

Features and benefits

- High reliability and proven service performance.
- High corrosion resistance.
- High impact strength.
- High chemical and abrasion resistance.
- Excellent flow characteristics results into significant energy savings.
- Great flexibility, light weight, easy and fast installation.
- Excellent water hammer resistance.
- Ideal in shifting soil condition and earthquake prone areas.
- Excellent UV resistance.
- Excellent weld - ability - leak proof joints.
- Wide variety of installation methods.
- Long service life - overall economy.

Pipes :

Size range - 20mm to 450mm
Pressure class - PN2.5 to PN16
Grades - PE-63, PE-80, PE-100.

Fittings :

90mm to 315mm bends (Handmade) in different angles and 90mm to 280mm tee's are available. Other accessories like flanges, stub ends, reducers and end caps are also available.




Standards

Application	Grade	Applicable standard
Potable water mains, house connections	PE 63 and PE 80	IS:4984, ISO:4427 and DIN 8074/75
Rural and agricultural pipes	PE 63 and PE 80	IS:14151 (P-1)
Column pipes for submersible pumps in coil form	PE 63 and PE 80	IS 4984
Sprinkler irrigation	PE 63	IS:14151 Part -1 and 2
Sewerage / Subsoil drainage	PE 63, PE80 & PE100	IS:14333
Coal handling in Mines	PE 80 and PE 100	IS:4984
Industrial applications	PE 80	IS:4984
PLB Ducts	PE 63 and PE 80	TEC specification G/CDS-08/02, NOV.2004.
ID Pipes for Submersible pump	PE 63, PE 80	Company standard

Applications of HDPE Pipes

Water Supply Systems	Industrial	Environmental Protection	Agriculture	Other
Transportation and distribution system	Effluents, chemicals and treated/untreated water disposal	Underground drainage and sewerage application / rehabilitation of existing sewer.	Column piping for submersible and jet pumps.	Transportation of chemicals, solids, gas and oils.
House service connection e.g. Municipal water bodies, SEZ's, layout's, etc.	As hydro transport system for handling and conveyance of iron, coal and cement slurry in mines	Effluent and waste treatment plants.	Suction and delivery pipes.	Underwater pipelines. / Desalination plants
	For conveyance of edible oil, fruit pulps, juices, milks and other food materials	Dust suppression piping systems in cement industry.	Sprinkler irrigation system.	Telecommunication cable ducting (PLB duct.)
	As a ventilation and air conditioning duct.	Sand slurry disposal pipes in dredging.	Lift irrigation	
		De-gassing pipes in water effluent marine outfalls.	Insecticide spraying	



Dimensions and pressure rating chart for HDPE pipes (PE 63) as per IS : 4984

OD DN	PN 2.5		PN 4		PN 6		PN 8		PN 10		PN 12.5		PN 16	
	Min.	Max.	Min.	Max.	Min.	Max.	Min.	Max.	Min.	Max.	Min.	Max.	Min.	Max.
20	-	-	-	-	-	-	-	-	2.3	2.8	2.8	3.3	3.4	4.0
25	-	-	-	-	-	-	2.3	2.8	2.8	3.3	3.4	4.0	4.2	4.9
32	-	-	-	-	2.3	2.8	3.0	3.5	3.6	4.2	4.4	5.1	5.4	6.2
40	-	-	2.0	2.4	2.8	3.3	3.7	4.3	4.5	5.2	5.5	6.3	6.7	7.6
50	-	-	2.4	2.9	3.5	4.1	4.6	5.3	5.6	6.4	6.8	7.7	8.4	9.5
63	2.0	2.4	3.0	3.5	4.4	5.1	5.8	6.6	7.0	7.9	8.6	9.7	10.5	11.8
75	2.3	2.8	3.6	4.2	5.3	6.1	6.9	7.8	8.4	9.5	10.2	11.5	12.5	14.0
90	2.8	3.3	4.3	5.0	6.3	7.2	8.2	9.3	10.0	11.2	12.2	13.7	15.0	16.7
110	3.4	4.0	5.3	6.1	7.7	8.7	10.0	11.2	12.3	13.8	14.9	16.6	18.4	20.5
125	3.8	4.4	6.0	6.8	8.8	9.8	11.4	12.8	13.9	15.5	16.9	18.8	20.9	23.2
140	4.3	5.0	6.7	7.6	9.8	11.0	12.8	14.3	15.6	17.4	19.0	21.1	23.4	26.0
160	4.9	5.6	7.7	8.7	11.2	12.6	14.6	16.3	17.8	19.8	21.7	24.4	26.7	29.6
180	5.5	6.3	8.6	9.7	12.6	14.1	16.4	18.3	20.0	22.2	24.4	27.1	30.0	33.2
200	6.1	7.0	9.6	10.8	14.0	15.6	18.2	20.3	22.3	24.8	27.1	30.4	33.4	37.0
225	3.9	7.8	10.8	12.4	15.7	17.5	20.5	22.8	25.0	27.7	30.5	33.8	37.5	41.5
250	7.6	8.6	12.0	13.4	17.5	19.5	22.8	25.3	27.8	30.8	33.8	37.4	41.4	46.1
280	8.5	9.6	12.4	15.0	19.6	21.8	25.8	28.3	31.2	34.6	37.9	41.9	46.7	51.6
315	9.6	10.8	15.0	16.7	22.0	24.4	28.7	31.8	35.0	38.7	42.6	44.1	52.5	58.0
355	10.8	12.1	17.0	18.9	24.8	27.5	32.3	35.8	39.5	43.7	48.0	53.0	59.2	65.4
400	12.2	14.3	19.1	22.2	28.0	32.4	36.4	42.1	44.5	51.4	54.1	62.5	-	-
450	13.7	16.0	21.5	25.0	31.4	36.4	41.0	47.4	50.0	57.7	-	-	-	-

Dimensions and pressure rating chart for HDPE pipes (PE 80) as per IS : 4984

OD	PN 2.5		PN 4		PN 6		PN 8		PN 10		PN 12.5		PN 16	
	Min.	Max.	Min.	Max.	Min.	Max.	Min.	Max.	Min.	Max.	Min.	Max.	Min.	Max.
20	-	-	-	-	-	-	-	-	-	-	2.3	2.8	2.8	3.3
25	-	-	-	-	-	-	-	-	2.3	2.8	2.8	3.3	3.5	4.1
32	-	-	-	-	-	-	2.4	2.9	3.0	3.5	3.6	4.2	4.5	5.2
40	-	-	-	-	2.3	2.8	3.0	3.5	3.7	4.3	4.5	5.2	5.6	6.4
50	-	-	2.3	2.8	2.9	3.4	3.8	4.4	4.6	5.3	5.6	6.4	6.9	7.8
63	-	-	2.5	3.0	3.6	4.2	4.7	5.4	5.8	6.6	7.0	7.9	8.9	9.8
75	-	-	2.9	3.4	4.3	5.0	5.6	6.4	6.9	7.8	8.4	9.5	10.4	11.7
90	2.3	2.8	3.5	4.1	5.1	5.9	6.7	7.6	8.2	9.3	10.0	11.2	12.5	14.0
110	2.7	3.2	4.3	5.0	6.3	7.2	8.2	9.0	10.0	11.2	12.3	13.8	15.2	17.0
125	3.1	3.7	4.9	5.6	7.1	8.1	9.3	10.5	11.4	12.8	13.9	15.5	17.3	19.3
140	3.5	4.1	5.4	6.2	8.0	9.0	10.4	11.7	12.8	14.3	15.6	17.4	19.4	21.6
160	4.0	4.6	6.2	7.1	9.1	10.3	11.9	13.3	14.6	16.3	17.8	19.8	22.1	24.6
180	4.4	5.1	7.0	7.9	10.2	11.5	13.4	15.0	16.4	18.3	20.0	22.2	24.9	27.6
200	4.9	5.6	7.7	8.7	11.4	12.8	14.9	16.6	18.2	20.3	22.3	24.8	27.6	30.6
225	5.5	6.3	8.7	9.8	12.8	14.3	16.7	18.6	20.5	22.8	25.0	27.7	31.1	34.5
250	6.1	7.0	9.7	10.9	14.2	15.9	18.6	20.7	22.8	25.3	27.8	30.8	34.5	38.2
280	6.9	7.8	10.8	12.1	15.9	17.7	20.8	23.1	25.5	28.3	31.2	34.6	38.7	42.5
315	7.7	8.7	12.2	13.7	17.9	19.9	23.4	26.0	28.7	31.8	35.0	38.7	43.5	48.1
355	8.7	9.8	13.7	15.3	20.1	22.4	26.3	29.2	32.3	35.8	39.5	43.7	49.0	54.1
400	9.8	11.5	15.4	18.0	22.7	26.4	29.7	34.4	36.4	42.1	44.5	51.4	55.2	63.7
450	11.0	12.9	17.4	20.3	25.5	29.6	33.4	38.7	41.0	47.4	50.0	27.7	-	-

Dimensions and pressure rating chart for HDPE pipes (PE 100) as per IS : 4984

OD	PN 6		PN 8		PN 10		PN 12.5		PN 16	
	Min.	Max.	Min.	Max.	Min.	Max.	Min.	Max.	Min.	Max.
20	-	-	-	-	-	-	-	-	2.3	2.8
25	-	-	-	-	-	-	2.3	2.8	2.9	3.4
32	-	-	-	-	2.4	2.9	2.9	3.4	3.7	4.3
40	-	-	2.4	2.9	3.0	3.5	3.7	4.3	4.6	5.3
50	2.3	2.8	3.0	3.5	3.7	4.3	4.6	5.3	5.7	6.5
63	2.9	3.4	3.8	4.4	4.7	5.4	5.7	6.5	7.1	8.1
75	3.5	4.1	4.5	5.2	5.6	6.4	6.8	7.7	8.5	9.6
90	4.1	4.8	5.4	6.2	6.7	7.6	8.2	9.3	10.2	11.5
110	5.0	5.7	6.6	7.5	8.1	9.2	10.0	11.2	12.4	13.9
125	5.7	6.5	7.5	8.5	9.2	10.4	11.3	12.7	14.1	15.8
140	6.4	7.3	8.4	9.5	10.3	11.6	12.7	14.2	15.8	17.6
160	7.3	8.3	9.6	10.8	11.8	13.2	14.5	16.2	18.1	20.2
180	8.2	9.3	10.8	12.1	13.3	14.9	16.3	18.2	20.3	22.6
200	9.1	10.3	12.0	13.4	14.8	16.5	18.1	20.2	22.6	25.1
225	10.3	11.6	13.5	15.1	16.6	18.5	20.4	22.7	25.4	28.2
250	11.4	12.8	15.0	16.7	18.4	20.5	22.6	25.1	28.2	31.3
280	12.8	14.3	16.8	18.7	20.6	22.9	25.3	28.1	31.6	35.0
315	14.4	16.1	18.9	21.0	23.2	25.8	28.5	31.6	35.5	39.3
355	16.2	18.1	21.2	23.6	26.2	29.1	32.1	35.6	40.0	44.2
400	18.2	21.2	23.9	27.7	29.5	34.2	36.2	41.9	45.1	52.1
450	20.5	23.8	26.9	31.2	33.1	38.3	40.7	47.1	50.8	58.7

Dimensions and pressure rating chart for HDPE pipes (PE 100) as per ISO:4427

OD	PN 10		PN 12.5		PN 16	
	Min.	Max.	Min.	Max.	Min.	Max.
32	-	-	-	-	3.0	3.5
40	-	-	-	-	3.7	4.3
50	-	-	-	-	4.6	5.3
63	-	-	4.7	5.5	5.8	6.7
75	4.5	5.2	5.6	6.5	6.8	7.9
90	5.4	6.3	6.7	7.8	8.2	9.5
110	6.6	7.6	8.1	9.4	10.0	11.5
125	7.4	8.6	9.2	10.6	11.4	13.2
140	8.3	9.6	10.3	11.9	12.7	14.7
160	9.5	11.0	11.8	13.6	14.6	16.8
180	10.7	12.4	13.9	15.3	16.4	19.6
200	11.9	13.7	14.7	17.0	18.2	21.8
225	13.4	15.5	16.6	19.6	20.5	24.5
250	14.8	17.1	18.4	22.0	22.7	27.2
280	16.6	19.9	20.6	24.7	25.4	30.4
315	18.7	22.4	23.2	27.8	28.6	34.3
355	21.1	25.3	26.1	31.3	32.2	38.6
400	23.7	28.4	29.4	35.2	36.3	43.5
450	26.7	32.0	33.1	39.7	40.9	49.0

Dimensions and pressure rating chart for HDPE pipes (PE 100) as per DIN 8074

OD	S 20 SDR 41 PN 4		S 12.5 SDR 26 PN 6,3		S 10 SDR 21 PN 8		S 8 SDR 17 PN 10		S 6.3 SDR 13.6 PN 12.5		S 5 SDR 11 PN 16		S 4 SDR 9 PN 20		S 3.2 SDR 7.4 PN 25		S 2.5 SDR 6 PN 32	
	Min.	Max.	Min.	Max.	Min.	Max.	Min.	Max.	Min.	Max.	Min.	Max.	Min.	Max.	Min.	Max.	Min.	Max.
20	-	-	-	-	-	-	-	-	1.8	2.2	1.9	2.3	2.3	2.8	2.8	3.3	3.4	4.0
25	-	-	-	-	-	-	1.8	2.2	1.9	2.3	2.3	2.8	2.8	3.3	3.5	4.1	4.2	4.9
32	-	-	-	-	-	-	1.9	2.3	2.4	2.9	2.9	3.4	3.6	4.2	4.4	5.1	5.4	6.2
40	-	-	1.8	2.2	1.9	2.3	2.4	2.9	3.0	3.5	3.7	4.3	4.5	5.2	5.5	6.3	6.7	7.6
50	-	-	2.0	2.4	2.4	2.9	3.0	3.0	3.7	4.3	4.6	5.3	5.6	6.4	6.9	7.8	8.3	9.4
63	1.8	2.2	2.5	3.0	3.0	3.5	3.8	4.4	4.7	5.4	5.8	6.6	7.1	8.1	8.6	9.7	10.5	11.8
75	1.9	2.3	2.9	3.4	3.6	4.2	4.5	5.2	5.6	6.4	6.8	7.7	8.4	9.5	10.3	11.6	12.5	14.0
90	2.2	2.7	3.5	4.1	4.3	5.0	5.4	6.2	6.7	7.6	8.2	9.3	10.1	11.4	12.3	13.8	15.0	16.7
110	2.7	3.2	4.2	4.9	5.3	6.1	6.6	7.5	8.1	9.2	10.0	11.2	12.3	13.8	15.1	16.9	18.3	20.4
125	3.1	3.7	4.8	5.5	6.0	6.8	7.4	8.4	9.2	10.4	11.4	12.8	14.0	15.6	17.1	19.1	20.8	23.1
140	3.5	4.1	5.4	6.2	6.7	7.6	8.3	9.4	10.3	11.6	12.7	14.2	15.7	17.5	19.2	21.4	13.3	25.9
160	4.0	4.6	6.2	7.1	7.7	8.7	9.5	10.7	11.8	13.2	14.6	16.3	17.9	19.9	21.9	24.3	26.6	29.5
180	4.4	5.1	6.9	7.8	8.6	9.7	10.7	12.0	13.3	14.9	16.4	18.3	20.1	22.4	24.6	27.3	29.9	33.1
200	4.9	5.6	7.7	8.7	9.6	10.8	11.9	13.3	14.7	16.4	18.2	20.3	22.4	24.9	27.4	30.4	33.2	36.8
225	5.5	6.3	8.6	9.7	10.8	12.1	13.4	15.0	16.6	18.5	20.5	22.8	25.2	28.0	30.8	34.1	37.4	41.4
250	6.2	7.1	9.6	10.8	11.9	13.3	14.8	16.5	18.4	20.5	22.7	25.2	27.9	30.9	34.2	37.9	41.6	46.0
280	6.9	7.8	10.7	12.0	13.4	15.0	16.6	18.5	20.6	22.9	25.4	28.2	31.3	34.7	38.3	42.4	46.5	51.4
315	7.7	8.7	12.1	13.6	15.0	16.7	18.7	20.8	23.2	25.8	28.6	31.7	35.2	39.1	43.1	47.7	52.3	57.8
355	8.7	9.8	13.6	15.2	16.96	18.8	21.1	23.5	26.1	29.0	32.2	35.7	39.7	43.9	48.5	53.6	59.0	65.1
400	9.8	11.0	15.3	17.1	19.1	21.3	23.7	26.3	29.4	32.6	36.3	40.2	44.7	49.4	54.7	60.4	66.5	73.4
450	11.0	12.3	17.1	19.2	21.5	23.9	26.7	29.6	33.1	36.7	40.9	45.2	50.3	55.6	61.5	67.9	-	-

- ◆ S - Series, SDR - Standard Dimension Ratio, PN - Nominal Pressure
- ◆ Also pipes are available in PE 63 and PE 80 grade with different pressure classes.

Jointing Techniques

Supreme Polyethylene pipes can be jointed by different means, some of the jointing techniques are as given below:

- Butt Fusion
- Electro Fusion
- Socket Fusion
- Compression Joint
- Flanged joint
- Coupling joint.

Training on “Jointing Techniques”

Supreme has in house “Training Centre” at Gadegaon, near Jalgaon. It is our endeavor to impart knowledge to our customers on various jointing methods indicated above. We have experts with indepth knowledge in the above mentioned jointing technologies who can guide our customers through a well structured training programme.

Length and Packaging :

Size Range (mm)	Coil Length(M)
20 - 50	100,200,500,1000
63 - 75	100,200,300
90 -110	50,100, Straight length of 6 - 12m
125 - 400	Straight length 6 - 12m

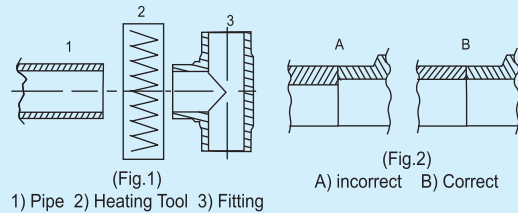
Water Hammer Resistance

HDPE can withstand repetitive pressure surges that exceed the static pressure rating of the pipe giving it excellent resistance to water hammer events. In D.I. pipe, anticipated surge pressures are the highest. Surge pressure in P.E. is 44 % less than in PVC and 81% less than in DI.P.E. withstands surges up to 150-200 % of design pressure.

When P.E. is used, piping system components are subjected to a significantly lower surge.

Check the Wall Alignment and Gap

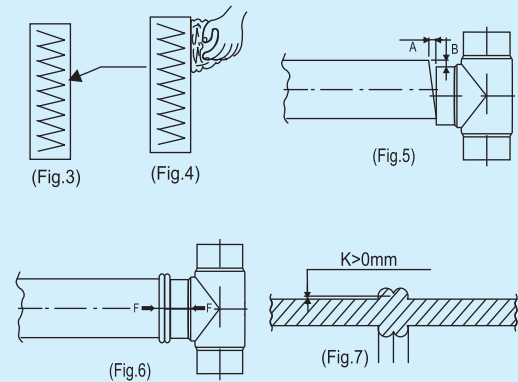
The alignment of the two parts should be checked at the same time. A possible misalignment on the outside must not exceed 10% of the thickness of the wall (Fig 5). If this limit is exceeded, a better clamping position is to be sought by rotating the pipe. In such a case, however, the surface must be re-planed. Important - The welding surfaces must be planed immediately prior to the jointing.



Butt-Welding Procedure

Once it has attained the fusion temperature, position the heating element in the butt-welding machine. Press the parts to be joined against the heating element with the force required for equalization until the entire circumference of each of the jointing faces rests completely against it and a bead has formed. Reduce the equalization pressure almost to 0. The heating time listed in the table below is measured from this moment.

Leave parts in the butt-welding jointing machine at welding pressure until the end of the cooling period. Once the heating period has elapsed, remove the parts from heating element, which should then be removed without touching the jointing surfaces and push the parts together immediately. The change over time must not exceed the value listed in the table. Pay particular attention during jointing that the parts be moved together swiftly until the surface are about to touch. Then they should be moved together so that they are in contact along the entire circumference. Next the pressure should be increased rapidly to the present jointing within the period of time specified in the table below. This pressure must be necessary, especially shortly after the jointing pressure has been attained. (Fig 6) The jointing parts must stay in the welding machine under jointing pressure until the end of the cooling period specified in the table.



Welding Bead Checks

A bead should form around the entire circumference of the pipe. Jointing of two-lip point should be above the pipe circumference means always being positive. (Fig 7)



Recommended values for the heated tool butt-welding of pipes and fittings

Wall thickness (mm)	Height of bead (mm)	Heating time (sec)	Changeover time max. (sec)	Time to reach full jointing (sec)	Cooling time under jointing pressure (min)
up to 4.5	0.5	45	5	5	6
4.5 - 7	1.0	45-70	5-6	5-6	6-10
7 - 12	1.5	70-120	6-8	6-8	10-16
12-19	2.0	120-190	8-10	8-11	16-24
19-26	2.5	190-260	10-12	11-14	24-32
26-37	3.0	260-370	12-16	14-19	32-45
37-50	3.5	370-500	16-20	19-25	45-60
50-70	4.0	500-700	20-25	25-35	60-80

Supreme[®] THE SUPREME INDUSTRIES LTD. (Plastic Piping Division)
People who know plastics best

1161/1162, Solitair Corporate Park, Building No. 11,167,
Guru Hargovindji Marg, Chakala, Andheri Ghatkopar Link Road,
Andheri (East) Mumbai - 400 093. India.

Tel: 91-22-6771 0000, 4043 0000 Fax: 6771 0099 / 4043 0099

● Works: Unit No.3, Gat No.47-48, at post Gadegaon,
Tal.Jamner Dist., Jalgaon.

● Works : D-101/102, MIDC, Jalgaon - 425 003 India.

● Website : <http://www.supreme.co.in>

● e-mail: pvc-pipes@supreme.co.in

● Export Division : 91-22-6771 0126 / 4043 0126 Fax : 6771 0130

Branch Offices ☎ Tel.

Ahmedabad : 079 - 2768 1361 2768 0064
Bangalore : 080 - 2667 3175 2667 3014
Chennai : 044 - 4203 0934, 4203 0960 4213 2809
Cochin : 0484 - 2385 346 2385 345
Hyderabad : 040 - 6646 9558 2322 1120
Indore : 0731 - 2432 684 2432 684
Jaipur : 0141 - 3206 123 2332 134
Jalgaon Gadegaon : 0257 - 3050 541,42,43 3050 611
Kanpur : 0512 - 2332 276 2332 276
Kolkata : 033 - 2485 8837, 2485 8839 2585 8838
New Delhi : 011 - 4654 2023, 2641 3174 2641 3174

☎ Fax

2768 0064
2667 3014
4213 2809
2385 345
2322 1120
2432 684
2332 134
3050 611
2332 276
2585 8838
2641 3174

Authorised Distributor



Overseas Office

Sharjah, U.A.E.: Tel # + 971 6 557 4484; Fax # + 971 6 557 4485